

ISOPURE CORP

PRETREATMENT

2020 Product Line
www.isopure.com

Welcome to Isopure

Isopure, Corp. is a leading FDA approved water treatment system manufacturer, with our flagship equipment being utilized in dialysis clinics across the country. Our dedication to maintaining the technological edge in all of our sectors enables us to exceed the needs of customers and allows for constant and sustaining improvements in all of our products.

Since formal incorporation in 1996, Isopure has dedicated its manufacturing efforts to producing the most advanced FDA registered water filtration and solution delivery systems. These efforts have primarily focused on high quality design and materials, accuracy of readings, full features and functionality, and ease of use through technological innovations that ensure safe and consistent products.

More Info, please visit: www.isopure.com



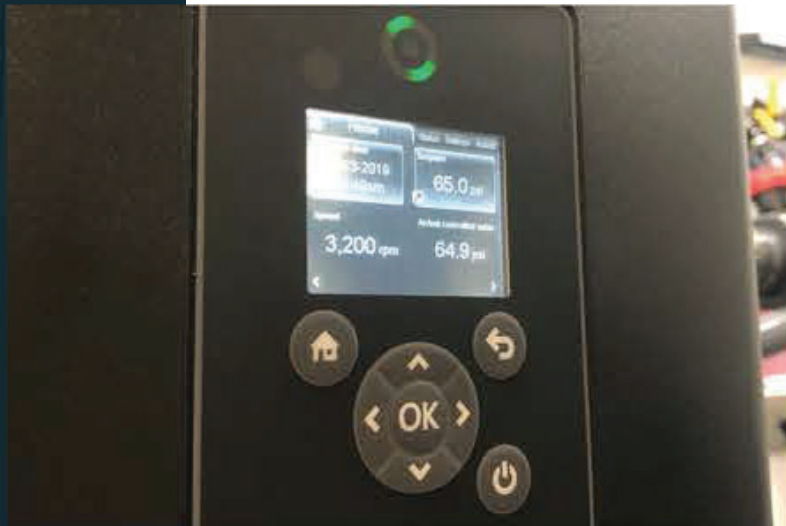
WHAT CAN YOUR SYSTEM DO TO PROTECT YOUR PATIENTS?

ADVANCED PRETREATMENT SYSTEMS

Isopure's focus has been the development and establishment of the leading technology in the medical water treatment sector. With Isopure's Advanced Pretreatment Systems now featuring the innovative M-500PRO Central Pretreatment Management System, your pretreatment has never been more capable.

Developed to align perfectly with any central purification unit, the system is intelligent from the variable frequency pressure boosting system to the communication with your central purification devices, providing real-time monitoring of pressure, flow and EBCT to alert you of issues. The control doesn't stop there, as the system can adapt to your clinic's schedule by allowing endless variation in setting filter regeneration and flush cycles to occur outside of patient treatment times.








BASE LEVEL PRETREATMENT SYSTEMS

Isopure's base level pretreatment systems are ideal for joint ventures and other situations where a low cost option is required. Utilizing the same materials of construction and the same reliable components featured throughout the advanced system, we keep your patients, your staff, and your budget in mind. These systems include a suite of robust analog gauges and meters chosen for their reliability, cost-effectiveness and easy-to-read output that facilitates manual recording of data crucial for maintaining optimal system performance, and most importantly, the safety of your patients.

PRETREATMENT TANKS

Over two decades of medical water treatment experience have gone into the development of Isopure's backwashable/regenerative pretreatment tanks. The selection of backwashable filter control valves, the various filtration medias used today, and the materials and components assembled throughout the associated plumbing systems have been meticulously verified and tested. The standard medias listed below are applicable to both advanced and base level systems and can be configured with either model control valve (right).

Available Medias include: Granular Activated Carbon, Softener Resins, Zeolite, Multimedia, Organic Trap Resin, Dealkalizer Resin, and many other specialty medias to mitigate any regional water contaminants.





Fleck 2815

This is Fleck's newest control valve which maintains the tried-and-true piston design that the 2850 has relied on for years, but offers a seal and spacer cartridge for simplified service and a 316 stainless steel construction for superior strength and durability. To ensure patient safety, all of Isopure's 2815's are equipped with the no hardwater bypass option to prevent unplanned bypass of any media filters. These heads are available with two control setups: Advanced automated control by the M-500PRO CMPS (Software Version 2.0 or later) or configuration with Fleck's SXT timer for the basic models.

ADVANCED | BASIC



Fleck 2850

This is Fleck's "old reliable" control valve that has been an industry standard for years. This model is constructed from lead free brass, but has been time tested for consistency and ease of use. To ensure patient safety, all of Isopure's 2850's are equipped with the no hardwater bypass option to prevent unplanned bypass of any media filters. These heads are available with two control setups, the advanced models controlled by any M-500PRO CMPS or they can be configured with Fleck's SXT timer or a Mechanical Time Clock.

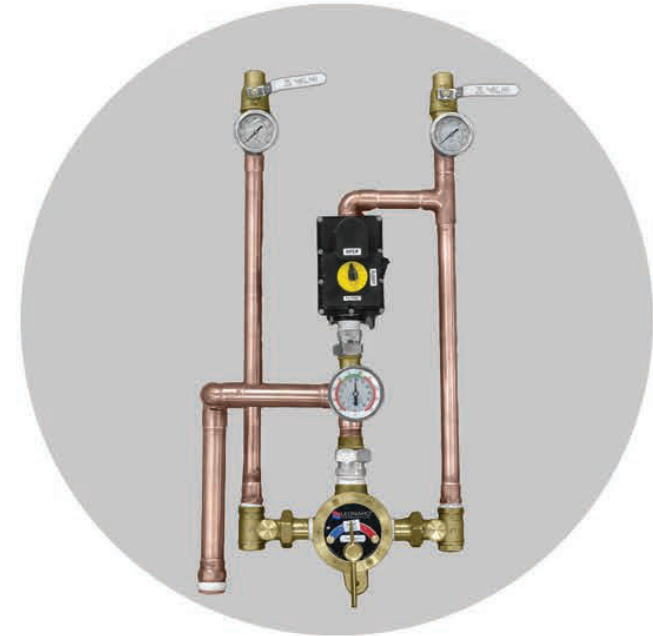
ADVANCED | BASIC

STANDARD COMPONENTS



Leak Detector System

To protect your water room and clinic, this device ensures that the city water feed is shut down when a leak is detected.



Blending Valve

To ensure your system is running at peak performance, this thermostatic blending valve provides constant temperature for any system function. Advanced models include automated cold-water bypass.

advanced | basic



VFD Booster Pump

With a VFD integral to the pump motor, the assembly features simple controls and a screen showing current pump parameters, faults, preventative maintenance, and other crucial information, this is the best solution on the market.

advanced | basic



Cartridge Filter

With full 304 Stainless Steel construction, this housing is adaptable to house filters ranging from 5 microns to 0.35 microns that will be sized for your facility. *

advanced | basic
20" | 30"



Sample Station

To ensure all samples are taken properly and efficiently, all ports throughout the pretreatment easily connect to a central sample station for staff's convenience.

advanced | basic

* Only advanced models include the aluminum riser cart and digital readouts via M-500 or sensors.

RELATED COMPONENTS



Wall Boxes

For consistent aesthetics and hygienic use within your facility, Isopure's full panel wall boxes offer simple functionality and ease of cleaning. Available in many different water and concentrate configurations.

full | short



Tech Stations

Maintaining the same hygienic surfaces as the patient station wall boxes, this series of panels makes your tech repair area a breeze to use and keep clean.

full | short



Hurricane Filter

By utilizing a centrifugal spinning motion, the hurricane filter is the perfect fit for locations with elevated SDI values. With a simple to change filter, this unit comes with filter options down to 0.35 microns.*

advanced | basic



RO Power Distribution

With advanced electronics, today's RO units perform better with incoming power surge protection and device-protecting circuit breakers.



Break Tanks

When your facility has low incoming flow or local regulations require a break tank, Isopure's Break Tanks and BT Controller enable easy and effortless function of your pretreatment system.

300 | 500 | 750 | 1500

* Only advanced models include the aluminum riser cart and digital readouts via M-500 or sensors.

Isopure, Corp.
Technology in its purest form

11851 Plantside Drive
Louisville, KY 40299

info@Isopure.com
Phone 502.267.7873
www.Isopure.com

